



Los Angeles Fire & Police Pensions

TO SERVE THOSE WHO PROTECT

Membership

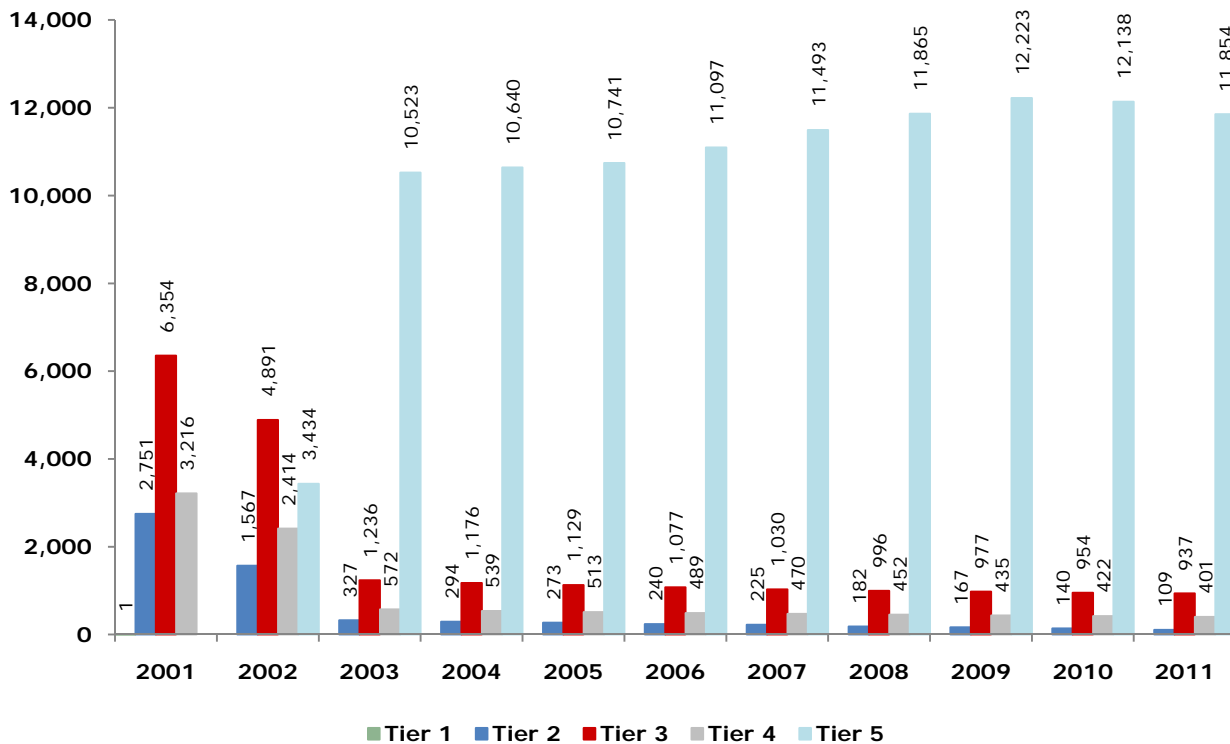
*Membership is updated quarterly. Except where noted, this report contains unaudited information for the quarter ending **September 30, 2011**.*

SUMMARY OF MEMBERSHIP

Active Members	13,309
Retired Members	8,591
Disabled Members	2,351
Survivors and Beneficiaries	2,442
Membership Total	26,693

ACTIVE MEMBERSHIP

Fiscal Year End – Last Ten Years¹



¹ Data reflects audited totals, except for FY 2011 which is unaudited.

Active Membership Summary

Tier	Fire	Police	Harbor	Total
Tier 2	7	6	0	13
Tier 2 DROP	45	45	0	90
Tier 3	29	890	0	919
Tier 3 DROP	1	12	0	13
Tier 4	55	272	0	327
Tier 4 DROP	3	54	0	57
Tier 5	2,748	7,950	107	10,805
Tier 5 DROP	524	545	4	1,073
Tier 6	0	0	1	1
Tier 6 DROP	0	0	0	0
Total	3,413	9,784	112	13,309

Active Members Eligible to Retire

Tier	Fire	Police	Harbor	Total
Tier 2	7	6	0	13
Tier 3	11	146	0	157
Tier 4	18	107	0	125
Tier 5	412	532	3	947
Total	448	791	3	1,242

Active Members Eligible to Enter DROP

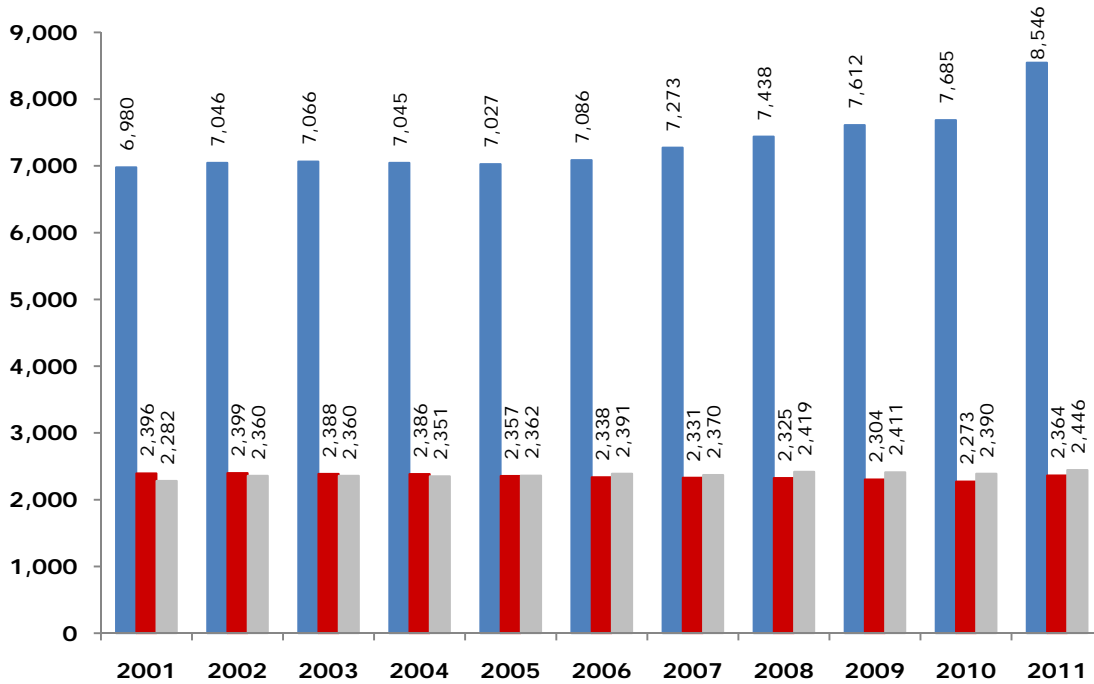
Tier	Fire	Police	Harbor	Total
Tier 2	7	6	0	13
Tier 3	2	4	0	16
Tier 4	7	21	0	28
Tier 5	214	135	0	349
Total	230	166	0	396

Active Members Living Out-of-State

20

RETIRED MEMBERSHIP

Fiscal Year End – Last Ten Years ²



As of June 30, 2011²

Service Pensioners	
Number in pay status:	8,546
Average age at retirement:	52.3
Average age:	69.0
Average monthly benefit:	\$4,200 (includes July COLA)

Disability Pensioners	
Number in pay status:	2,364
Average age at retirement:	43.8
Average age:	67.2
Average monthly benefit:	\$5,033 (includes July COLA)

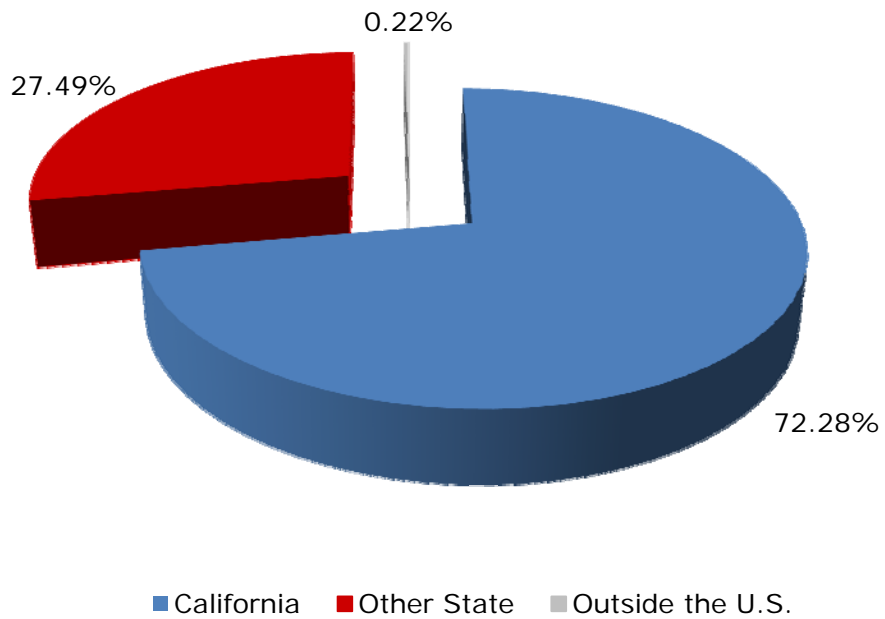
Survivor Pensions	
Number in pay status:	2,446
Average age:	75.8
Average monthly benefit:	\$3,723 (includes July COLA)

² Data reflects audited totals, except for FY 2011 which is unaudited.

Pensioner Totals

Type of Pension	Total
Service	8,591
Disability	2,351
Survivor:	
<i>Spouses</i>	2,385
<i>Domestic Partners</i>	5
<i>Dependents (Children & Parents)</i>	52
Total	13,384

Residency of Pensioners



MISCELLANEOUS MEMBERSHIP DATA**Disability Pensions**

	Fiscal Year to Date	12-Month Moving Average
Total Claims Filed	19	5
Total Claims Pending	77	65
Processing Time (in months)		8
Total New Claims to the Board:		
<i>Service-Connected</i>	2	
<i>Nonservice-Connected</i>	1	
<i>Denied</i>	0	

Service Pensions

	Fiscal Year to Date	12-Month Moving Average
Applications Filed:		
<i>Service Pension</i>	15	4
<i>Surviving Spouse Pension</i>	45	14
Total Pensions Granted	60	

DROP

	Fiscal Year to Date		
	Fire	Police	Harbor
Entries	33	85	0
Exits	25	32	0

Member Refund of Contributions
(Number Leaving Without Vesting)

	Fiscal Year to Date	12-Month Moving Average
Fire	5	1
Police	35	6
Harbor Port Police	0	0