



Los Angeles Fire & Police Pensions

TO SERVE THOSE WHO PROTECT

Membership

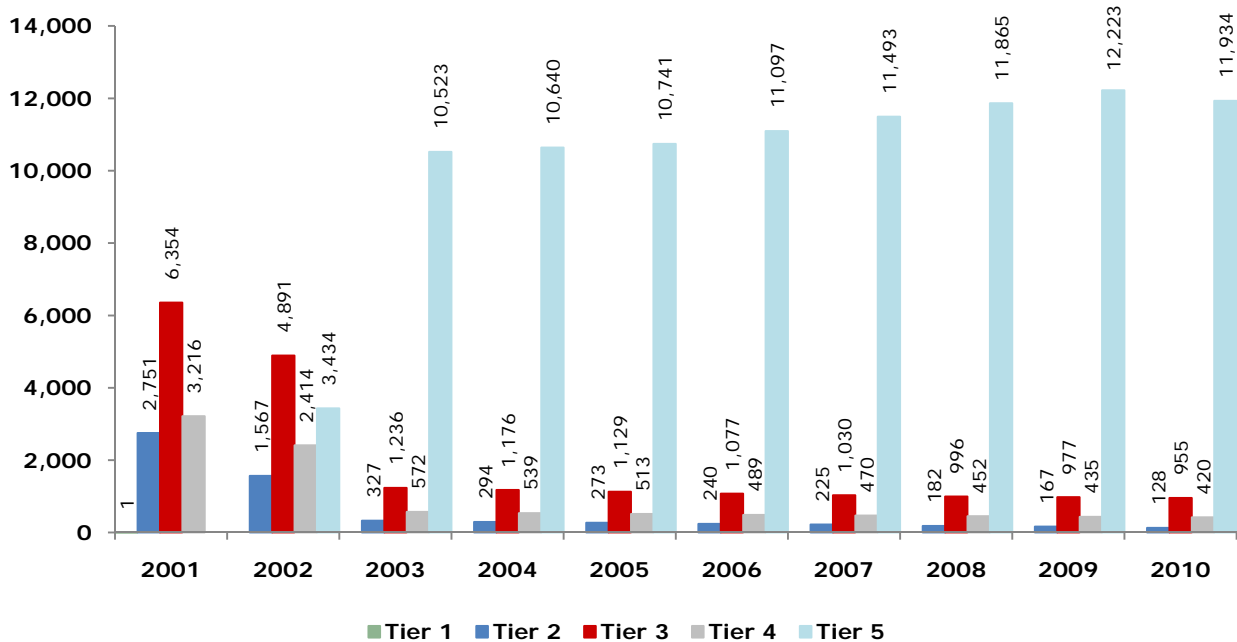
*Membership is updated quarterly. Except where noted, the report has been updated with unaudited data for the fiscal year ending **June 30, 2010**.*

SUMMARY OF MEMBERSHIP

Active Members	13,437
Retired Members	8,468
Disabled Members	2,422
Survivors and Beneficiaries	2,441
Membership Total	26,768

ACTIVE MEMBERSHIP

Ten-Year History¹



¹ Data for FY 2010 is unaudited.

Active Membership Summary

Tier	Fire	Police	Harbor	Total
Tier 2	15	11	0	26
Tier 2 DROP	44	57	1	102
Tier 3	30	917	0	947
Tier 3 DROP	0	8	0	8
Tier 4	57	316	0	373
Tier 4 DROP	1	46	0	47
Tier 5	2,972	7,956	111	11,039
Tier 5 DROP	432	459	4	895
Total	3,551	9,770	116	13,437

Active Members Eligible to Retire

Tier	Fire	Police	Harbor	Total
Tier 2	15	11	0	26
Tier 3	8	126	0	134
Tier 4	18	141	0	159
Tier 5	482	513	5	1,000
Total	523	791	5	1,319

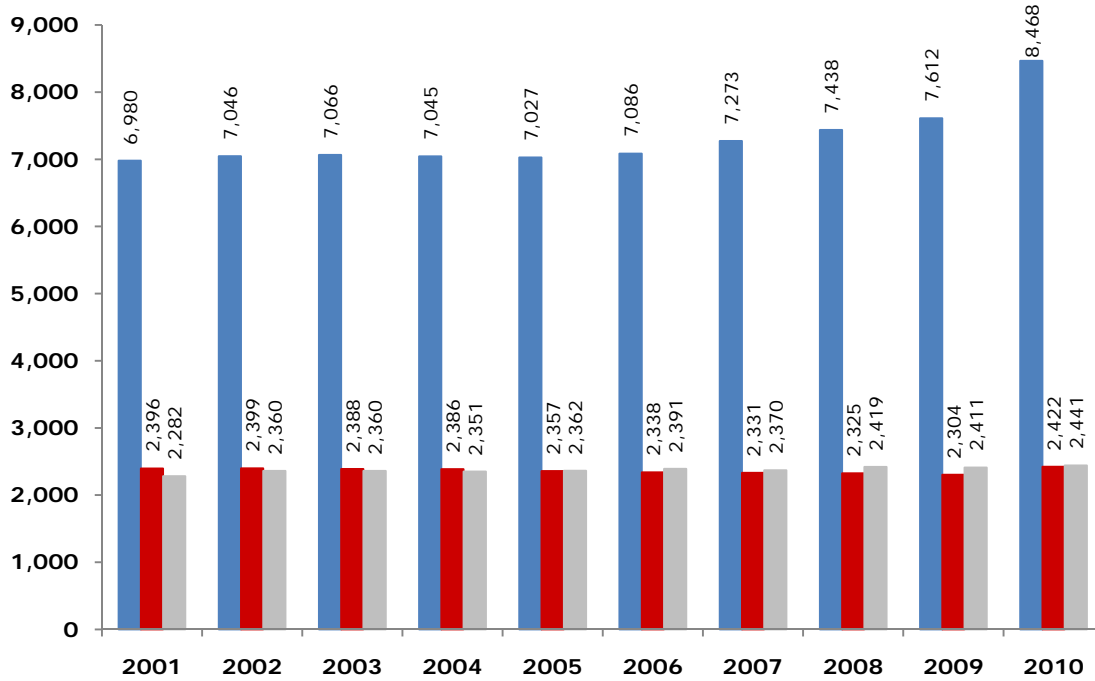
Active Members Eligible to Enter DROP

Tier	Fire	Police	Harbor	Total
Tier 2	15	11	0	26
Tier 3	0	5	0	5
Tier 4	7	31	0	38
Tier 5	279	213	1	493
Total	301	260	1	562

Active Members Living Out-of-State**20**

RETIRED MEMBERSHIP

10-Year History²



As of June 30, 2010

Service Pensioners	
Number in pay status:	8,468
Average age at retirement:	51
Average age:	68
Average monthly benefit:	\$4,479 (includes July COLA)

Disability Pensioners	
Number in pay status:	2,422
Average age at retirement:	44
Average age:	66
Average monthly benefit:	\$3,911 (includes July COLA)

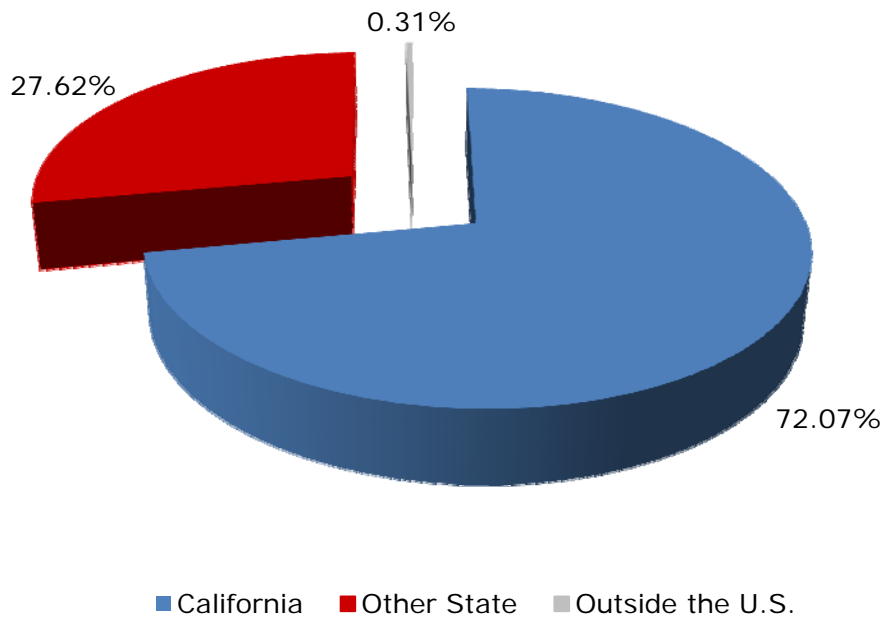
Survivor Pensions	
Number in pay status:	2,441
Average age:	77
Average monthly benefit:	\$3,567 (includes July COLA)

² Data for FY 2010 is unaudited.

Pensioner Totals

Type of Pension	Total
Service	8,468
Disability	2,422
Survivor:	
<i>Spouse</i>	2,381
<i>Domestic Partner</i>	1
<i>Dependents (Children & Parents)</i>	59
Total	13,331

Residency of Pensioners



MISCELLANEOUS MEMBERSHIP DATA**Disability Pensions**

	Fiscal Year to Date	12-Month Moving Average
Total Claims Filed	38	26
Total Claims Pending	50	5
Processing Time (in months)	9.1	9.1
Total New Claims to the Board:	1	493
<i>Service-Connected</i>	12	
<i>Nonservice-Connected</i>	2	
<i>Denied</i>	1	

Service Pensions

	Fiscal Year to Date	12-Month Moving Average
Applications Filed:		
<i>Service Pension</i>	45	4
<i>Surviving Spouse Pension</i>	164	14
Total Pensions Granted	209	

DROP

	Fiscal Year to Date		
	Fire	Police	Harbor
Entries	130	159	1
Exits	99	127	0

Member Refund of Contributions

	Fiscal Year to Date	12-Month Moving Average
Fire	10	1
Police	71	6